


Past-PLP Kiosk/Repository




Ella is doing a PLP on cooking but isn't sure how to make a rubric for that kind of project

Ella goes to the PLP kiosk in the PLP room and searches for a project that is similar to her own

Ella finds a project from 2 years ago about baking a cake and learns how that student put together a grading rubric

Ella uses what she learned to create her own rubric.

Desk Light / Paperweight




Students are eager for feedback, but there is only so much a teacher can do

The student pings the teacher so they know they need support and the type of support they need so the educator can plan out how to help the students

The teachers can come to them and help the struggling students with the problems.

The teachers can turn off the light if the problem is resolved.

Daily Progress Reminder




Danny finishes a new paragraph in the history essay he is writing for the PLP project and is ready to leave class.

A daily bell goes off in the PLP room that reminds Danny that it's time to update his Headrush account with the progress he made today

All the students pull out their phones to update their progress in Headrush

Now the students are in the habit of updating their progress and the daily bell creates a sense of comradery among the students.

Personalized Monitoring App




Ms. Samantha is an advisor for a wide range of student PLPs

Because the PLPs are all very different and are at different progress stages Ms. Samantha has a hard time keeping them organized in her head

Before PLP starts she opens an app that has information on all the student's projects including the topic, their progress, and any notes she has taken

During PLP time when Danny comes to ask for help, she can quickly pull up the information on that project and get up to speed in order to help Danny.

Small Group Collaboration




Ms. Samantha sees that her students are struggling with their PLPs and wants to facilitate some discussion to keep morale up

She put together a recommendation of student groups for collaboration based on similar topics or similar stages of progress

Ms. Samantha check in with the groups of students, where students each talk about how they are doing with their projects, and what challenges they're running. Ms. Samantha is able to give feedback more easily

Now students have multiple ways to get help and feedback if they ever feel stuck, they also feel a greater sense of community with their classmates.

Weekly Scrum Meeting



Teacher has a lot of student PLPs to keep track of and has a hard time keeping track

Some students are good about reporting their progress, and others are not

Teacher sets up a weekly meeting with students where they go around and present what they did last week, what they plan to do this week, and any issues they might have

Now the teacher is always up to date on who is doing what, and students are more in the loop with each others' projects